

TSTC LEARNING RESOURCE CENTER

JOINING A WEBEX MEETING — WEB BROWSER

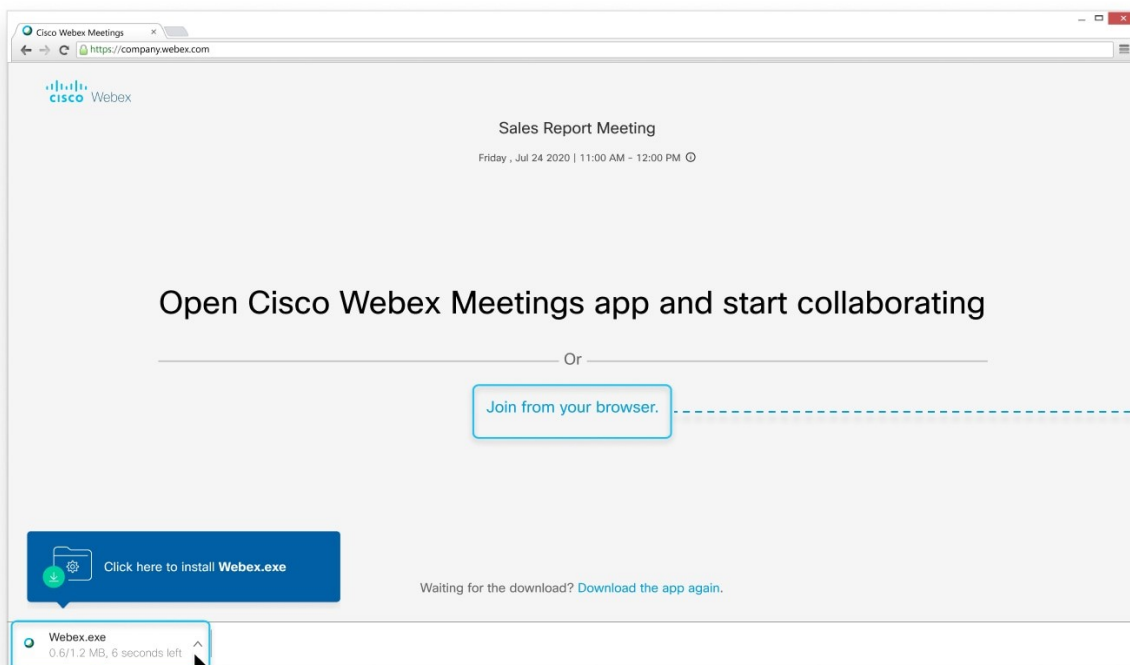
1 Open your email invite, and click Join.

Catherine Sinu invites you to join this Webex meeting.

Monday, November 30, 2020
10:30 am | (UTC-08:00) Pacific Time (US & Canada) | 30 mins

Join meeting

2 Webex starts preparing to connect you to your meeting. If you join from a Windows computer or Mac, click Join from your browser. If you join from a Linux computer or Chromebook, you won't be prompted to install anything. The meeting simply opens in your browser.



Join your meeting from your web browser.

Install and join your meeting with the desktop app.

TSTC LEARNING RESOURCE CENTER

JOINING A WEBEX MEETING — WEB BROWSER

3 Enter your name and email address, and click Next.

4 If you're asked for a meeting password, enter the meeting password - it's in your email invitation - and click Next.

Catherine Sinu invites you to join this Webex meeting.

Monday, November 30, 2020
10:30 am | (UTC-08:00) Pacific Time (US & Canada) | 30 mins

[Join meeting](#)

More ways to join:

Join from the meeting link

<https://example.webex.com/example/eg.php?MTID=m475eadb9eb9ebc48f669>

Join by meeting number

Meeting number (access code): 555 345 231
Meeting password: aQ34ijkC (55512345 from phones and video systems)

Tap to join from a mobile device (attendees only)

+1-555-123-12342,,*01*632819374##*01* (US Toll)

+1-555-123-1342,,*01*632819374##*01* (US Toll Free)

Some mobile devices may ask attendees to enter a numeric meeting password.

Join by phone

+1-555-668-0000 (US Toll)

+1-555-655-4488 (US Toll Free)

[Global call-in numbers](#) | [Toll free calling restrictions](#)

Join by video system, application or Skype for business

Dial 555043049@example.webex.com

You can also dial 173.243.2.69 and enter the meeting number.

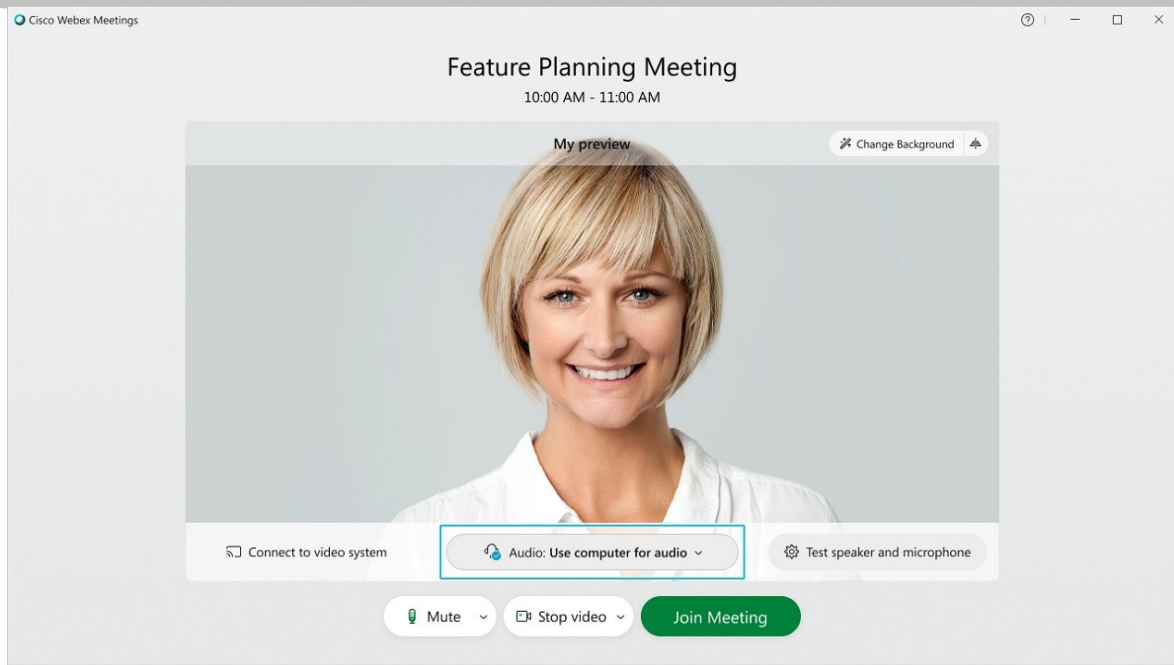
Need help? Go to <https://help.webex.com>

TSTC LEARNING RESOURCE CENTER

JOINING A WEBEX MEETING — WEB BROWSER

5


In the preview window, you can make sure your audio and video sound and look good before you join the meeting. First, choose how you want to hear.



- **Use computer audio** (default) Use your computer with a headset or speakers.
- **Call me** Enter a phone number and Webex calls you. Depending on your host's Webex plan, you may or may not see this option.
- **Call in** If you prefer to use your phone for audio, dial in when the meeting starts. A list of the global call-in numbers is available in your meeting invite. Choose this option if your Internet connection is slow.
- **Don't connect to audio** Use this option when you need to join a meeting and share content, and don't need audio. For example, you're in a conference room with your team, or someone already connected to the meeting from a video device.

6

Choose whether or not you want to have your video and microphone turned on before you join.

Click Stop video  or Start video  to turn your video off and on.

Click Mute  or Unmute  to turn your microphone off or on.

7

Click Join Meeting.